

Snow Clearing



Did you know that one slip and fall claim could potentially cost the equivalent of the entire annual snow clearing budget?

Our winter roads and sidewalk maintenance policy outlines Public Works maintenance for our streets, roads and sidewalks during the winter. All vehicular and pedestrian traffic areas in town are broken down into one of three priorities:

Priority 1


First priority areas include the very busy areas where children, people in need of emergency assistance and heavy flows of people/traffic will be. This includes schools, emergency access areas, the hospital and downtown areas.

Priority 2

Second priority areas include busier residential areas in town that typically feed into the Priority 1 areas.

Priority 3

Third priority areas include residential areas that are not as busy, and are typically removed from high traffic/need areas.



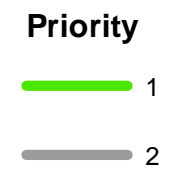
In addition to our own daily infrastructure inspections out and about in the community, we appreciate your feedback on our road and sidewalk conditions. If you notice a particularly icy section of road or sidewalk or a hazardous situation please don't hesitate to call our office at 774-2541 or email us at justask@northernrockies.ca

Once Priority 1 areas are free of snow, Priority 2 areas can be cleared, followed by Priority 3. In the event it starts snowing heavily before Priority 2 or Priority 3 are cleared of snow, resources commence targeting our Priority 1 areas without completing lower priorities. If it does not snow for a while, Public Works will finish clearing snow from all priority areas, and start again with Priority 1 areas, by cleaning up any loose snow, applying sand in slippery sections and widening sidewalks and roads where applicable. Our Plowing Priority Map is attached for reference.

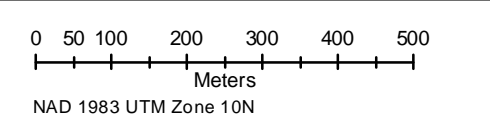
Some winters are more challenging than others when we experience heavy snowfalls or sudden warming/melting trends followed by cold temperatures. This can cause additional hazards in high traffic areas or on sloped landscaped areas, especially when a large amount of snow falls in a short period of time. Our crews then focus on clearing roads and sidewalks. After heavy snowfalls cease, we divert our attention to removing accumulations of high snow banks using a loader and hauling the snow away. Where possible, and while waiting for the dump truck to return from dumping the snow, the loader operator will push snow accumulations further back from roads and sidewalks to alleviate liability from additional ice build-up on sidewalks and roads when spring is upon us. Mild temperatures create a perfect storm of icy and slippery areas on both roads and sidewalks and we want to mitigate hazardous situations for our citizens.



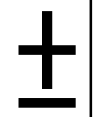
Snow Plow Priority



This map is intended for representation only. There is no guarantee of currency and accuracy of data shown. Please refer to legal plans for all measurements.



Data Source: NRRM GIS Files
Scale: 1:10,000
Date Created: 15 December 2014
Created By: Paul Coupé





Sidewalk Snow Removal Priority

Legend

Priority

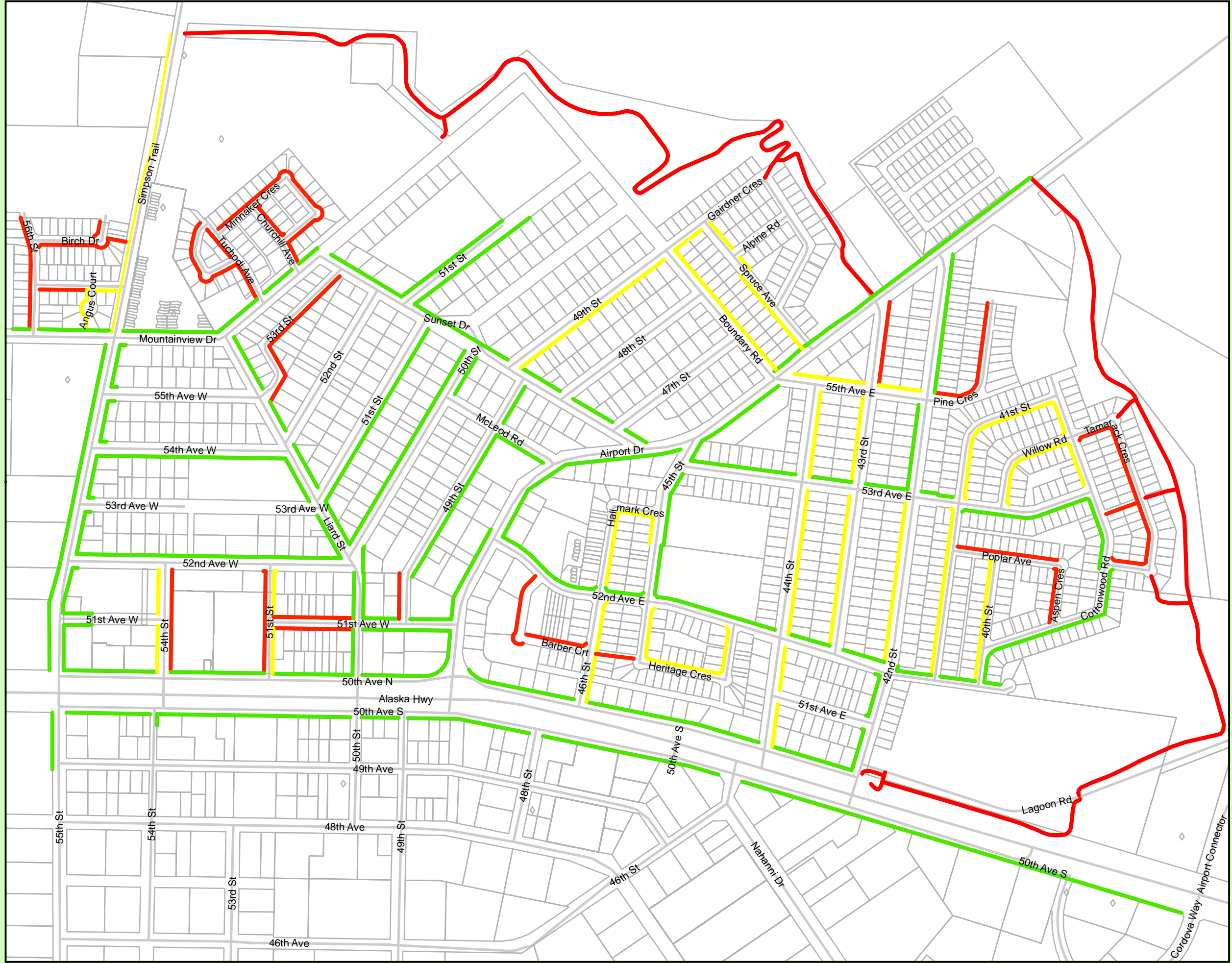
1

2

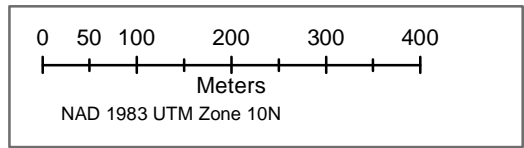
3

Lot Lines

Road



This map is intended for representation only. There is no guarantee of currency and accuracy of data shown. Please refer to legal plans for all measurements.



Data Source: NRRM GIS Files
Scale: 1:8,000
Date Created: 7 December 2016
Created By: Paul Coupé

